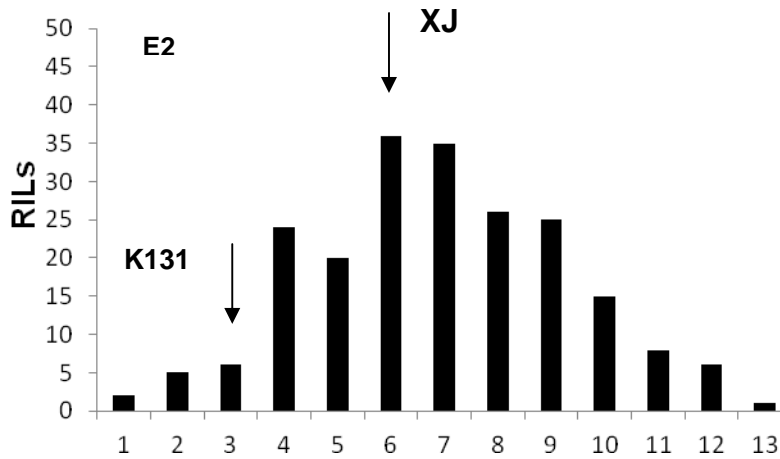
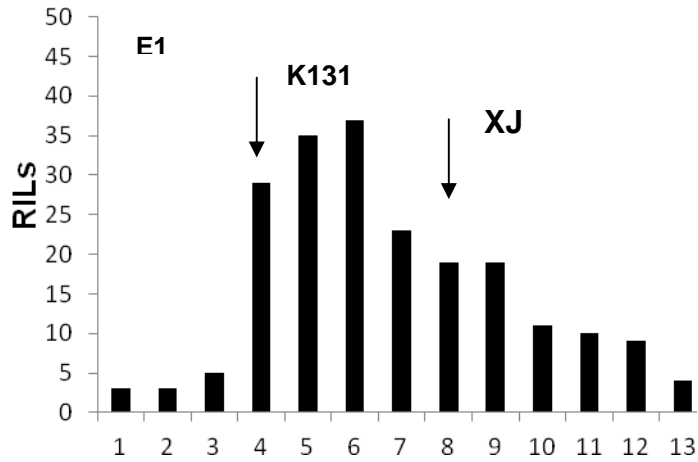
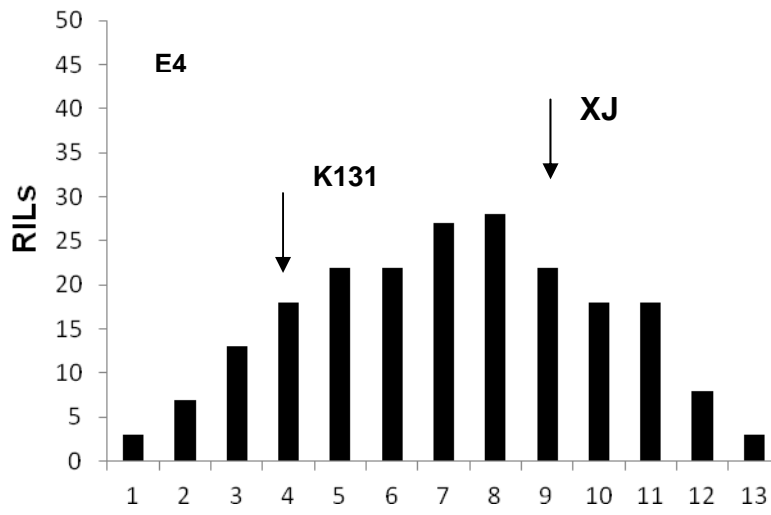
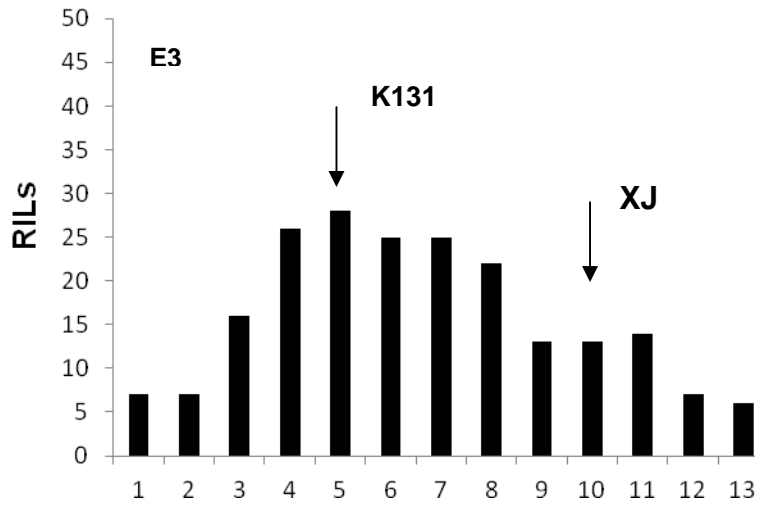


**Appendix A** The heading date for rice RILs and parents in four environments

E	XJ	K131	RILs				
			Mean±SD	Range	Skewness	Kurtosis	CV%
E1	55	59	59.57±3.64	55-66	0.17	-0.82	6.11
E2	54	56	59.87±3.86	54-65	-0.25	-0.98	6.45
E3	56	61	59.61±3.60	54-66	-0.10	-0.78	6.04
E4	55	60	60.63±3.68	54-67	-0.39	-0.90	6.07

XJ, XiaobaiJingzi; K131, Kongyu 131. CV, coefficient of variation. E1, drought stress in 2013; E2 normal irrigation in 2013; E3, drought stress in 2014; E4, normal irrigation in 2014.





Appendix B Heading date of the RILs in four environments.